

Almeria Market Report - Kyero.com

Q1 2017

Top destinations

#	Location	Avg. price (€)	Annual change
1	Albox	129,000	+3.5%
2	Mojacar	170,000	+7.7%
3	Vera	103,000	+6.2%
4	Oria	99,950	-9.0%
5	San Juan De Los Terreros	145,000	-0.7%
6	Huerca-Overa	125,000	+0.9%
7	Arboleas	159,950	+1.8%
8	Garrucha	95,000	+4.6%
9	Roquetas De Mar	118,000	+0.7%
10	Cuevas De Almanzora	130,000	-12.6%

Annual house price growth

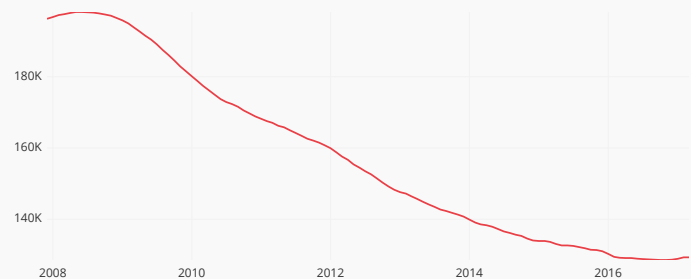
€129,000

median asking price

+0.1%

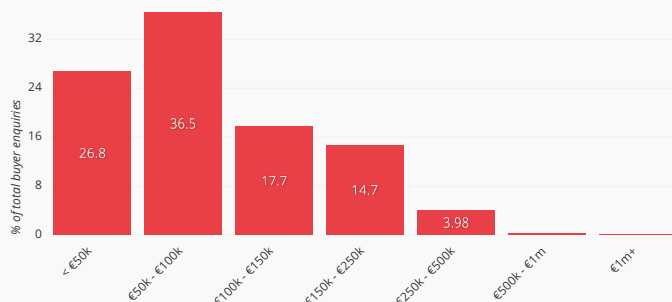
annual trend

Historic price trend

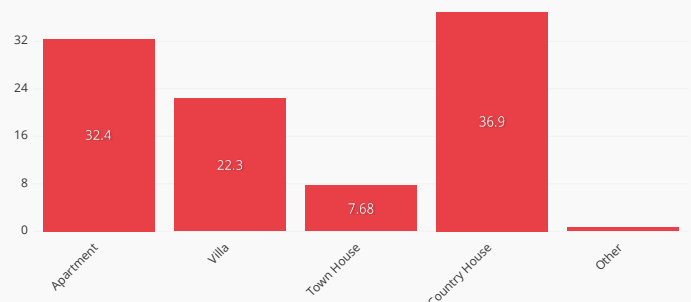


What are buyers searching for?

Enquiries by property price (%)



Enquiries by property type (%)

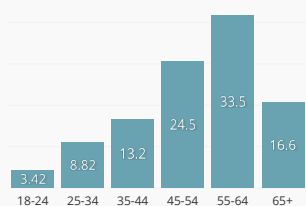


Audience

132,414

unique visitors

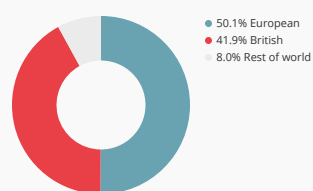
Audience age range (%)



1,011,996

property page views

Nationalities



Kyero ROI performance

69

estate agents

10.31x

average ROI

What's this?

For every €1.00 invested in Kyero advertising agents make €10.31 in sales commissions.

