

Gerona Market Report - Kyero.com

Q1 2017

Top destinations

#	Location	Avg. price (€)	Annual change
1	Lloret De Mar	279,900	+4.6%
2	Blanes	200,000	+0.0%
3	Platja D'aro	550,000	+14.0%
4	Calonge	390,000	-4.0%
5	Tossa De Mar	210,000	-7.5%
6	Roses	375,000	+33.6%
7	Sant Feliu De Guixols	275,000	-8.5%
8	Santa Cristina D'aro	400,000	+3.4%
9	Empuriabrava	250,000	-12.8%
10	Begur	740,000	-4.0%

Annual house price growth

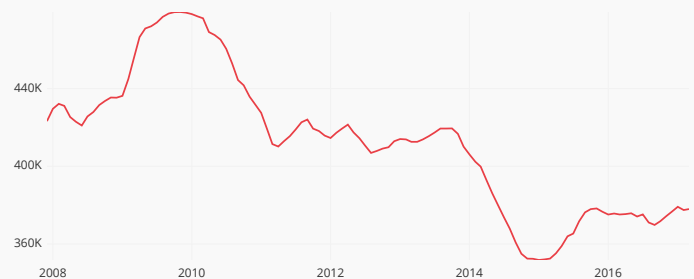
€375,000

median asking price

+0.7%

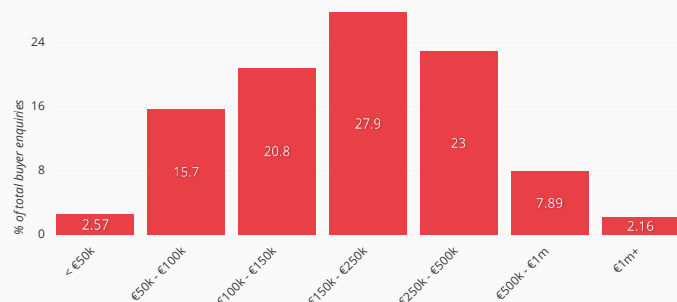
annual trend

Historic price trend

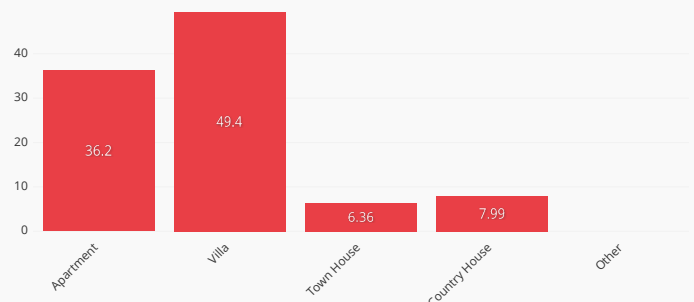


What are buyers searching for?

Enquires by property price (%)



Enquiries by property type (%)



Audience

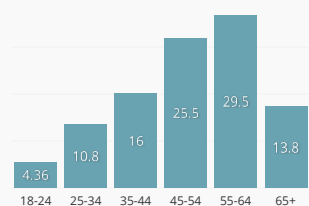
55,404

unique visitors

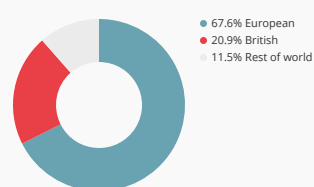
368,550

property page views

Audience age range (%)



Nationalities



Kyero ROI performance

43

estate agents

14.03x

average ROI

What's this?

For every €1.00 invested in Kyero advertising agents make €14.03 in sales commissions.

