

Gran Canaria Market Report - Kyero.com

Q1 2017

Top destinations

#	Location	Avg. price (€)	Annual change
1	Playa Del Ingles	158,000	+14.5%
2	Puerto Rico	150,000	+7.9%
3	Las Palmas De Gran Canaria	190,000	+11.4%
4	Maspalomas	320,000	+19.3%
5	Arguineguin	290,000	+5.1%
6	San Bartolome De Tirajana	205,000	-12.2%

Annual house price growth

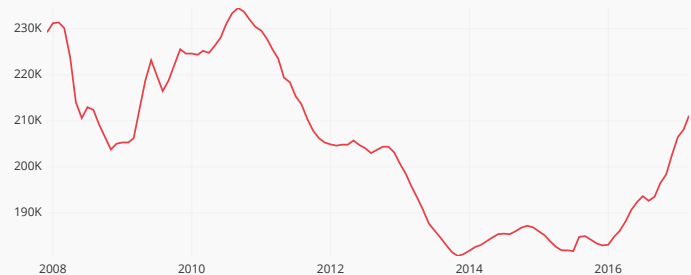
€226,000

median asking price

+13.5%

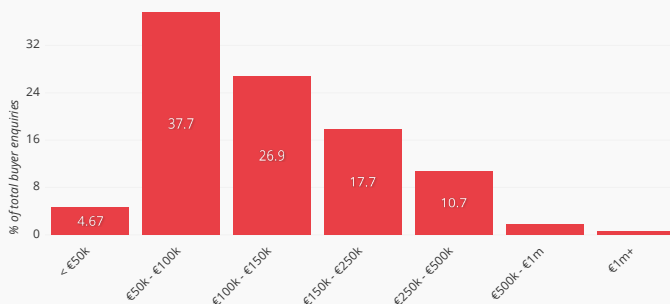
annual trend

Historic price trend

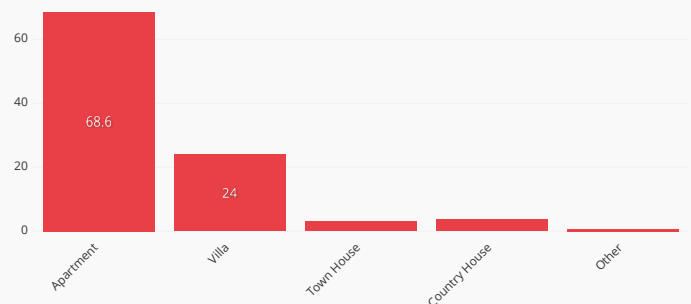


What are buyers searching for?

Enquiries by property price (%)



Enquiries by property type (%)



Audience

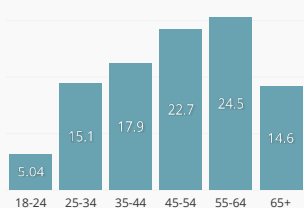
92,980

unique visitors

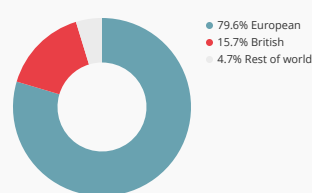
834,676

property page views

Audience age range (%)



Nationalities



Kyero ROI performance

29

estate agents

32.15x

average ROI

What's this?

For every €1.00 invested in Kyero advertising agents make €32.15 in sales commissions.

