

# Malaga Market Report - Kyero.com

## Q1 2017

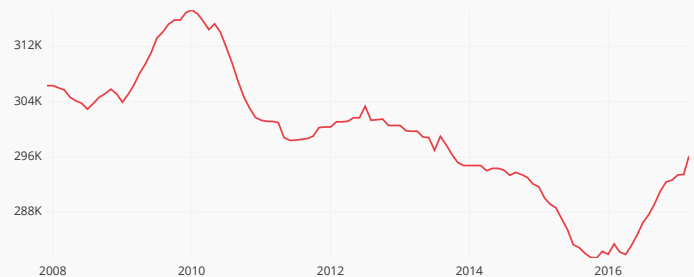
### Top destinations

#	Location	Avg. price (€)	Annual change
1	<b>Marbella</b>	508,150	-5.3%
2	<b>Estepona</b>	360,000	+5.7%
3	<b>Malaga</b>	350,000	+1.7%
4	<b>Nerja</b>	281,000	+14.5%
5	<b>Benalmadena</b>	249,000	+2.2%
6	<b>Fuengirola</b>	228,000	+7.2%
7	<b>Torrox</b>	155,000	-4.4%
8	<b>Torrox Costa</b>	175,000	+3.7%
9	<b>Mijas</b>	275,000	+13.1%
10	<b>Velez Malaga</b>	150,000	-0.4%

### Annual house price growth

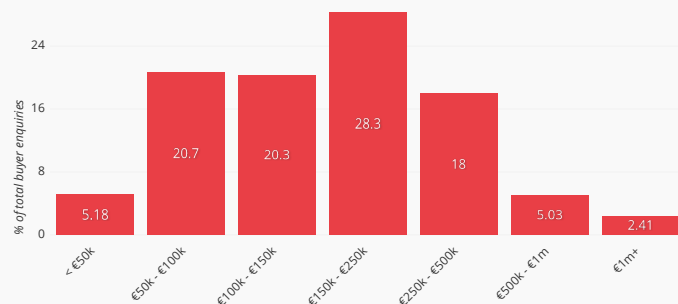
**€307,000** median asking price  
**+4.9%** annual trend

Historic price trend

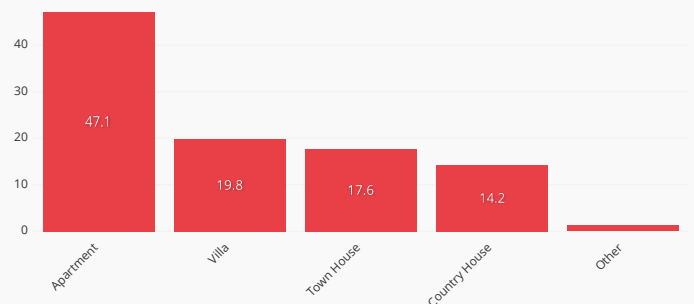


### What are buyers searching for?

Enquires by property price (%)



Enquiries by property type (%)

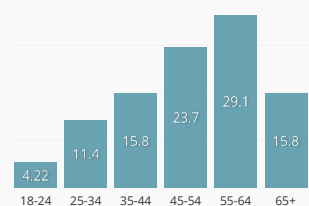


### Audience

**273,154**

unique visitors

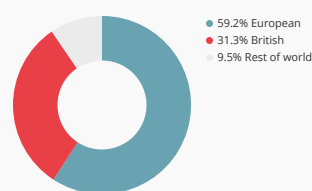
Audience age range (%)



**2,991,846**

property page views

Nationalities



### Kyero ROI performance

**210**

estate agents

**14.67x**

average ROI

What's this?

For every €1.00 invested in Kyero advertising agents make €14.67 in sales commissions.

