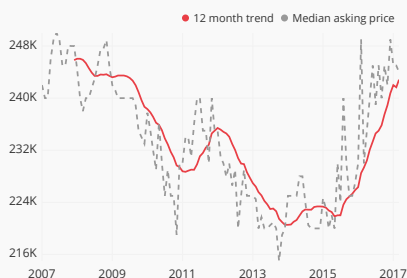


Kyero Spanish Property Report

March 2017

Latest house prices

€244,000 median asking price **+5.9%** annual trend

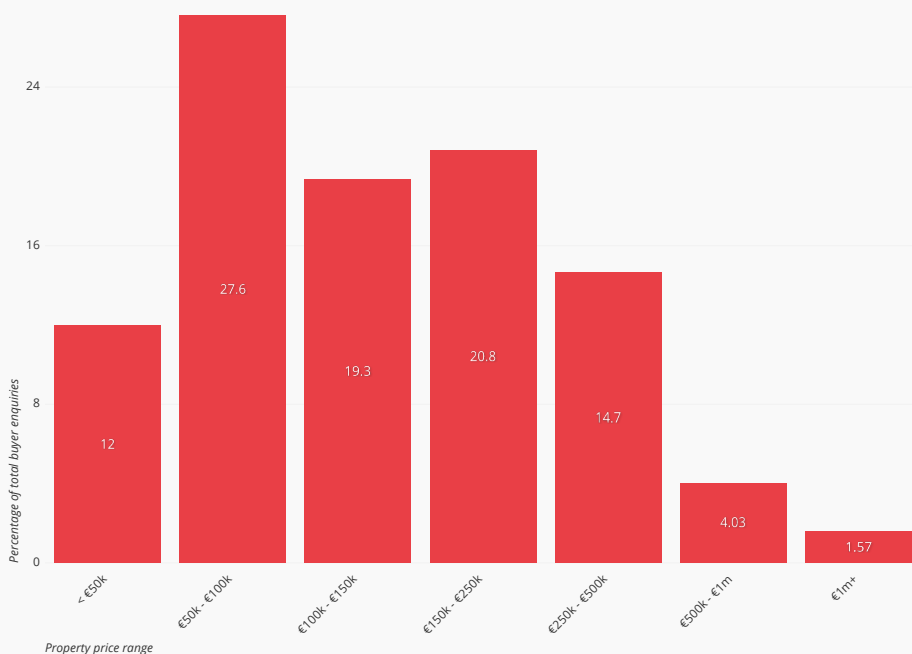
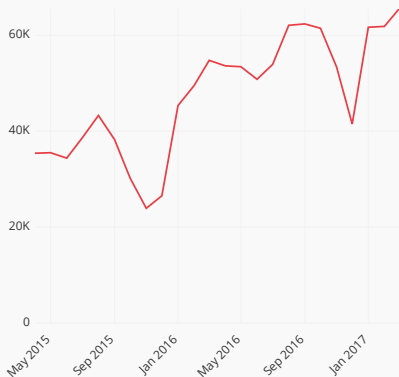


202,501 property listings at Kyero.com

#	Province / Island	Avg. price (€)	Annual trend
1	Ibiza	1,200,000	+28.8%
2	Gran Canaria	226,000	+13.5%
3	Tenerife	275,000	+9.3%
4	Cadiz	239,000	+7.5%
5	Malaga	307,000	+4.9%
6	Murcia	144,000	+4.3%
7	Mallorca	495,000	+4.0%
8	Alicante	219,000	+2.2%
9	Valencia	169,900	+0.7%
10	Gerona	375,000	+0.7%
11	Barcelona	630,000	+0.2%
12	Almeria	129,000	+0.1%
13	Fuerteventura	175,000	+0.1%
14	Granada	150,000	-9.3%
15	Tarragona	139,000	-14.9%

Buyer demand

65,473 19.55% property enquiries via Kyero.com



Trending destinations

Kyero uses a weighted index of supply vs. demand (listings vs. buyer enquiries) to surface property hotspots across Spain. Our analysis is based on all "for sale" enquiries this month.

Rank	Change	Location	Province	Avg. price (€)
1	+1	Playa Del Ingles	Gran Canaria	158,000
2	-1	Torre Vieja	Alicante	116,500
3	+1	Playa De Las Americas	Tenerife	340,000
4	+2	Alicante	Alicante	154,900
5	-2	Puerto Rico	Gran Canaria	150,000
6	+1	Costa Del Silencio	Tenerife	137,995
7	-2	Corralejo	Fuerteventura	175,000
8	n/c	Playa De Los Cristianos	Tenerife	220,000
9	+6	Chiclana De La Frontera	Cadiz	179,000
10	+2	Malaga	Malaga	350,000
11	+7	Lliria	Valencia	115,000
12	+4	Las Palmas De Gran Canaria	Gran Canaria	190,000
13	-4	Valencia	Valencia	230,000
14	NEW	Villamartin	Alicante	149,000
15	+2	La Marina	Alicante	150,000
16	-2	Playa Blanca (Yaiza)	Lanzarote	299,000
17	NEW	Adeje	Tenerife	450,000
18	-5	Lloret De Mar	Gerona	279,900
19	NEW	Oliva	Valencia	130,000
20	NEW	Benifallet	Tarragona	50,000

Audience this month

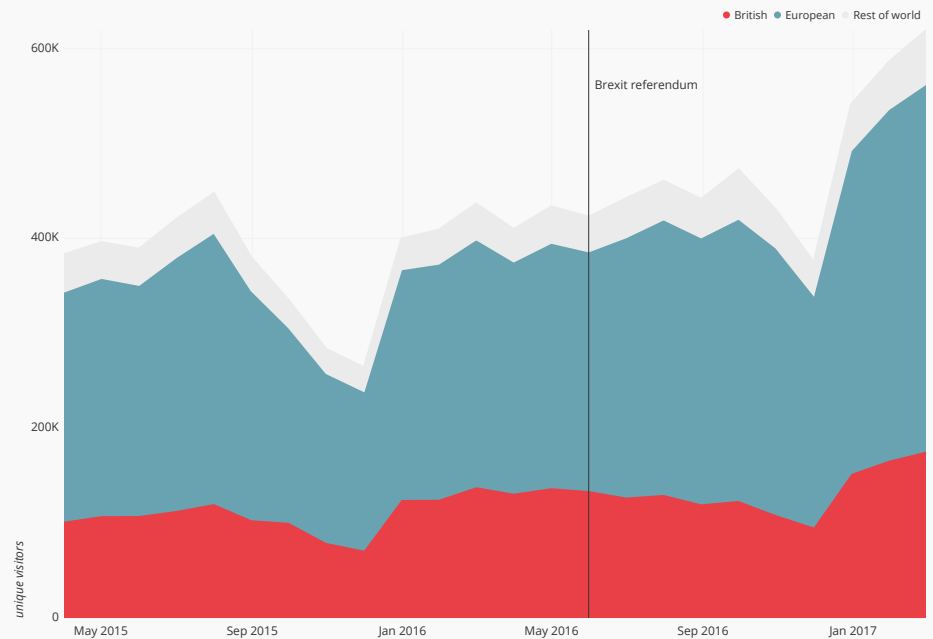
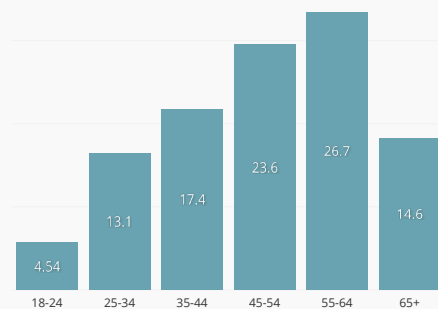
594,917 ▲ 41.7%

visitors to kyero.com

1,291,075 ▲ 51.26%

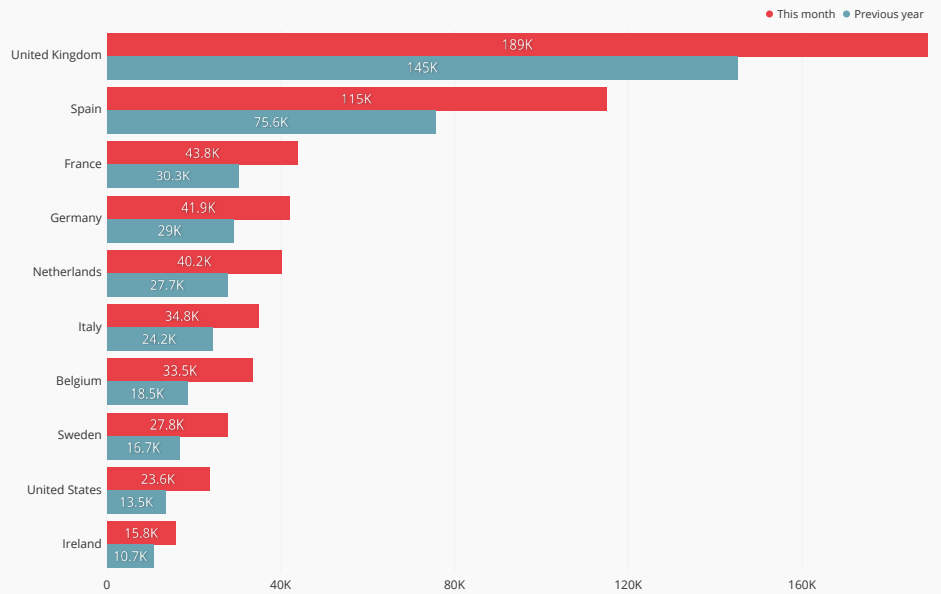
visitor sessions

audience age range (%)



Top nationalities

#	Country	Visitors	YOY change
1	United Kingdom	188,966	+30.2%
2	Spain	114,917	+52.0%
3	France	43,772	+44.5%
4	Germany	41,921	+44.5%
5	Netherlands	40,152	+44.9%
6	Italy	34,763	+43.7%
7	Belgium	33,533	+81.3%
8	Sweden	27,786	+66.1%
9	United States	23,625	+75.3%
10	Ireland	15,783	+48.2%
11	Switzerland	12,098	+53.8%
12	Norway	10,684	+53.7%
13	Denmark	6,740	+38.0%
14	Finland	6,445	+41.2%
15	Canada	5,904	+67.7%



© 2016 Portal47 Ltd. All rights reserved.